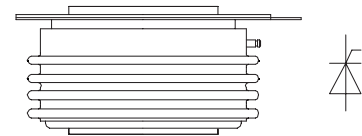


FEATURES

- | | | |
|--|-------------------|---------------|
| 1). Interdigitated amplifying gates | $I_{T(AV)}$ | 746A |
| 2). Fast turn-on and high di/dt | V_{DRM}/V_{RRM} | 600~900V |
| 3). Low switching losses | t_q | 10~15 μ s |
| 4). Short turn-off time | I_{TSM} | 8.0KA |
| 5). Hermetic metal cases with ceramic insulators | | |



TYPICAL APPLICATIONS

- | | |
|-------------------------------|--|
| 1). Inductive heating | 4). AC motor speed control |
| 2). Electronic welders | 5). General power switching applications |
| 3). Self-commutated inverters | |

THE MAIN PARAMETERS

| SYMBOL | CHARACTERISTIC | TEST CONDITIONS | $T_j(^{\circ}C)$ | VALUE | | | UNIT |
|------------------------|--|--|------------------|-------|------|-------|-------------------|
| | | | | Min | Type | Max | |
| $I_{T(AV)}$ | Mean forward current | 180° half sine wave 50Hz Double side cooled, $T_{hs}=55^{\circ}C$ | 125 | | | 746 | A |
| V_{DRM} V_{RRM} | Repetitive peak off-state voltage Repetitive peak reverse voltage | $V_{DRM} \& V_{RRM}, t_p=10ms$ $V_{DSM} \& V_{RSM} = V_{DRM} \& V_{RRM} + 100V$ | 125 | 600 | | 900 | V |
| I_{DRM} I_{RRM} | Repetitive peak off-state current Repetitive peak reverse current | $V_D = V_{DRM}$ $V_R = V_{RRM}$ | 125 | | | 40 | mA |
| I_{TSM} | Surge on-state current | 10ms half sine wave | 125 | | | 8.0 | KA |
| I^2t | I^2T for fusing coordination | $V_R = 0.6V_{RRM}$ | | | | 320 | $A^2s \cdot 10^3$ |
| V_{TO} | Threshold voltage | | 125 | | | 1.80 | V |
| r_T | On-state slop resistance | | | | | 0.48 | $m\Omega$ |
| V_{TM} | Peak on-state voltage | $I_{TM}=1400A, F=15KN$ | 125 | | | 2.47 | V |
| dv/dt | Critical rate of rise of off-state voltage | $V_{DM}=0.67V_{DRM}$ | 125 | | | 200 | $V/\mu s$ |
| di/dt | Critical rate of rise of on-state current | $V_{DM} = 67\%V_{DRM}$ to 1500A, Gate pulse $t_r \leq 0.5 \mu s, I_{GM}=1.5A$ | 125 | | | 1500 | $A/\mu s$ |
| I_m | Reverse recovery current | $I_{TM}=800A, t_p=1000 \mu s,$ $di/dt=-20A/\mu s,$ $VR=50V$ | 125 | | 30 | | A |
| t_{rr} | Reverse recovery time | | | | 2.2 | | μs |
| Q_{rr} | Recovery charge | | | | 33 | 50 | μC |
| tq | Circuit commutated turn-off time | $I_{TM}=800A, t_p=1000 \mu s, V_R=50V$ $dv/dt=30V/\mu s, di/dt=-20A/\mu s$ | 125 | 10 | | 15 | μs |
| I_{GT} | Gate trigger current | | | 30 | | 250 | mA |
| V_{GT} | Gate trigger voltage | $V_A=12V, I_A=1A$ | 25 | 0.8 | | 3.0 | V |
| I_H | Holding current | | | 20 | | 400 | mA |
| V_{GD} | Non-trigger gate voltage | $V_{DM}=67\%V_{DRM}$ | 125 | 0.3 | | | V |
| $R_{th(j-h)}$ | Thermal resistance Junction to heatsink | At 180° sine, double side cooled Clamping force 15KN | | | | 0.035 | $^{\circ}C/W$ |
| F_m | Mounting force | | | 10 | | 20 | KN |
| T_{stg} | Stored temperature | | | -40 | | 140 | $^{\circ}C$ |
| W_t | Weight | | | | 270 | | g |
| Size | Package box size | | | | | | mm |

PERFORMANCE CURVES FIGURE

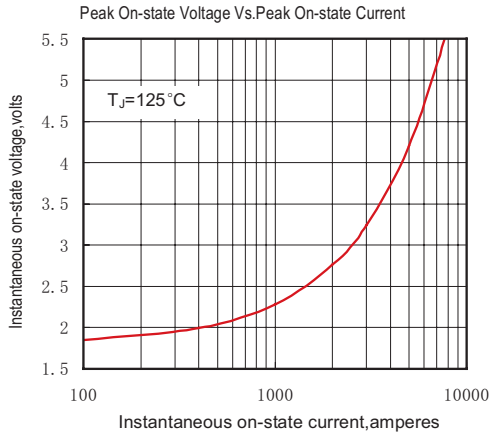


Fig.1

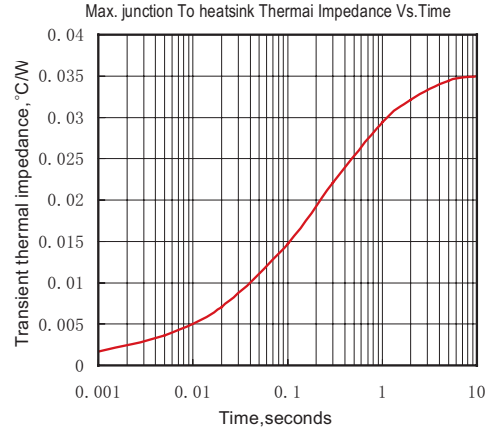


Fig.2

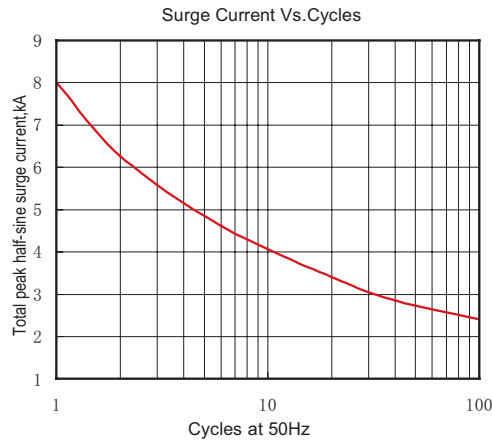


Fig.3

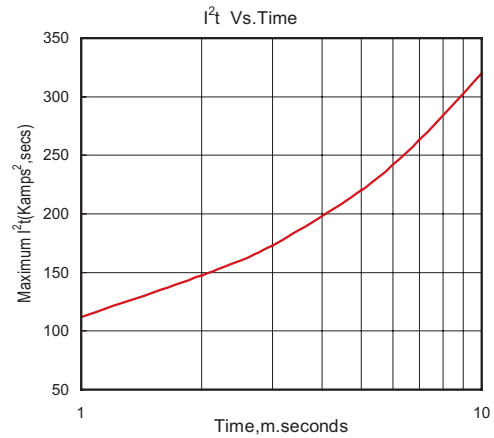


Fig.4

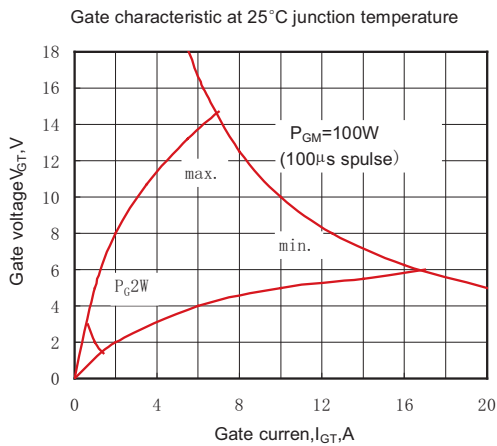


Fig.5

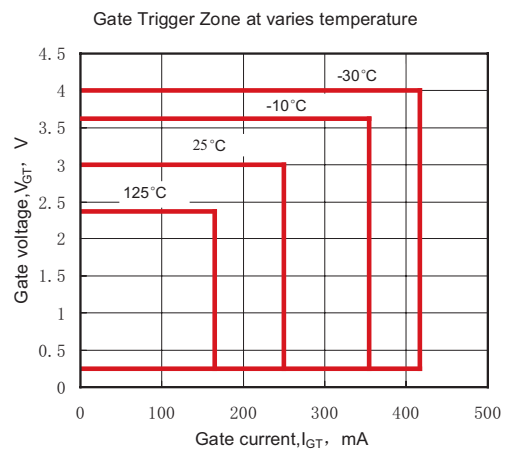
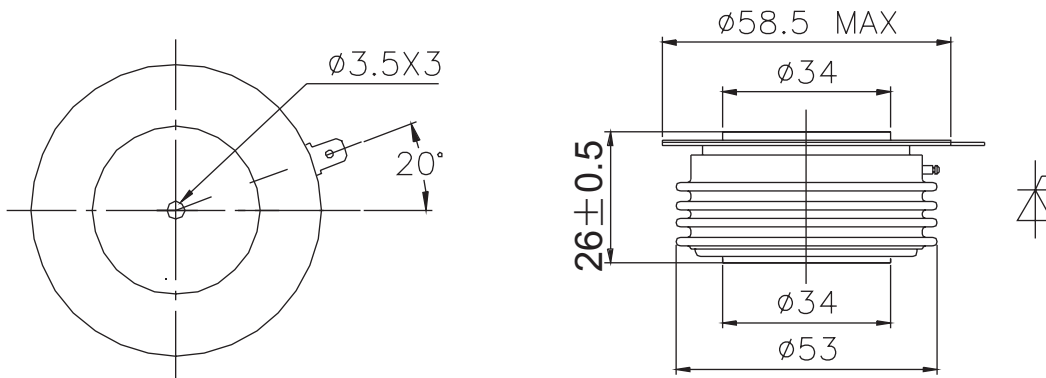


Fig.6

OUTLINE



YUEQING LIUJING RECTIFIER CO., LTD

Sale Department: Liujing Building, Yueqing City,
Zhejiang Province

Add: Wanao Industrial Zone, Yueqing city,
Zhejiang Province

Tel: 0086-577-62519692 0089-577-62519693

Fax: 0086-577-62518692

International Export: 0086-577-62571902

Technical Support: 0086-15868768965

After Service: 400-6606-086

<http://www.china-liujing.com>

<http://www.liujingdianqi.cn>

<http://www.cnrectifier.com>

<http://www.cnthyristor.com.cn>

MSN: thristors@hotmail.com

打造最具竞争力的电力半导体产品

To be the most competitive Power Semiconductor
Devices manufactory.

LIUJING reserves the right to change limits, test conditions and dimensions.

윤정은 이 칼타로그 중에 데이트, 테스트 조건, 외형사이즈에 대한 최종 해석권을 가지고 있습니다.